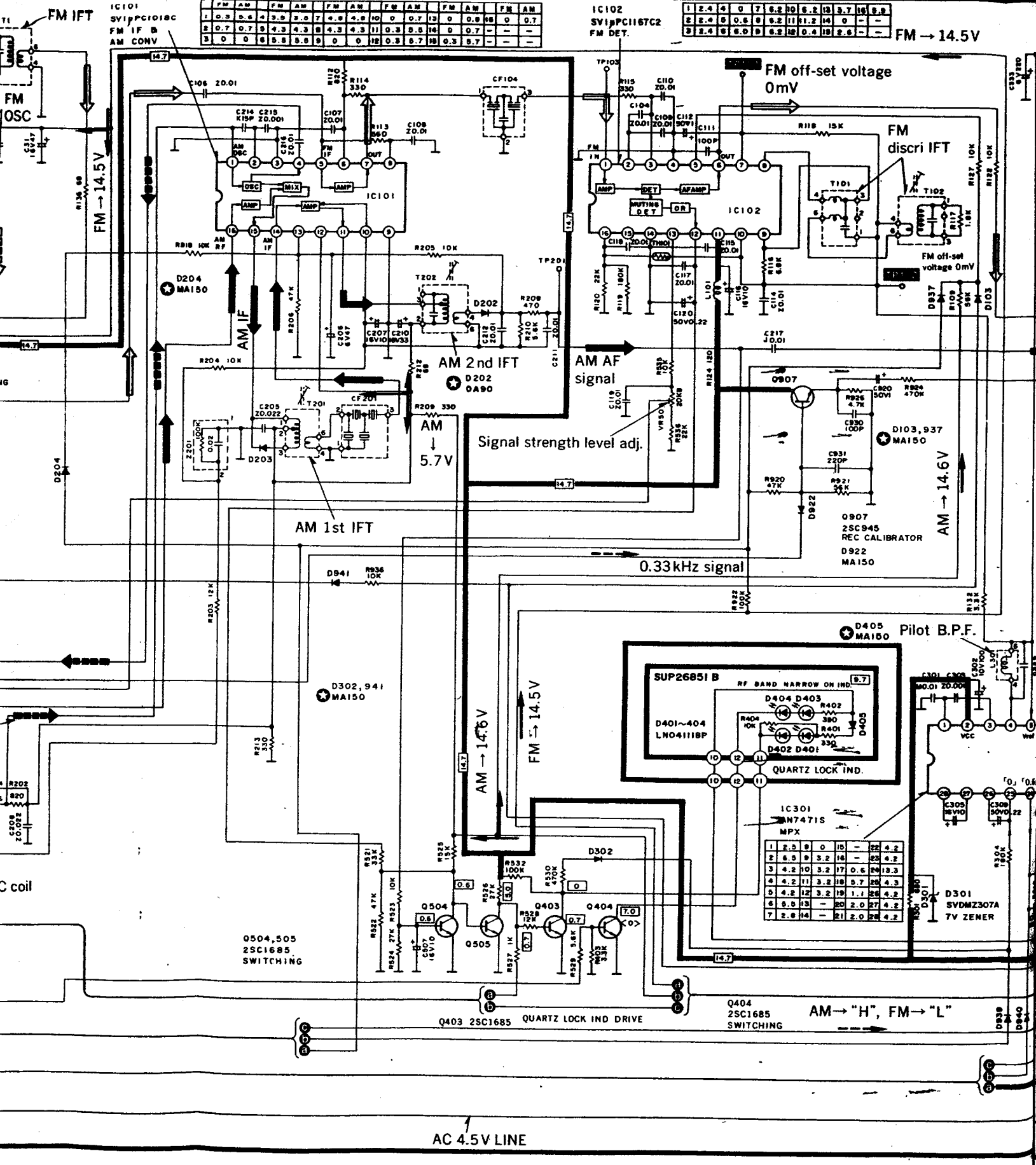


FM	AM	FM	AM	FM	AM	FM	AM	FM	AM	FM	AM		
1	0.3	0.4	4.3	0.7	4.8	4.0	0	0.7	13	0	0.9		
2	0.7	0.8	4.3	4.3	4.3	11	0.3	8.8	14	0	0.7		
3	0	0	0.6	0.6	0.6	0	0	12	0.3	8.7	18	0.3	9.7

1	2	3	4	0	7	6	2	10	6	2	13	3	7	16	9	9
2	4	0	8	0	6	2	11	1	2	14	0	-	-	-	-	-
3	2	4	0	6	0	9	0	6	2	12	0	4	18	2	6	-

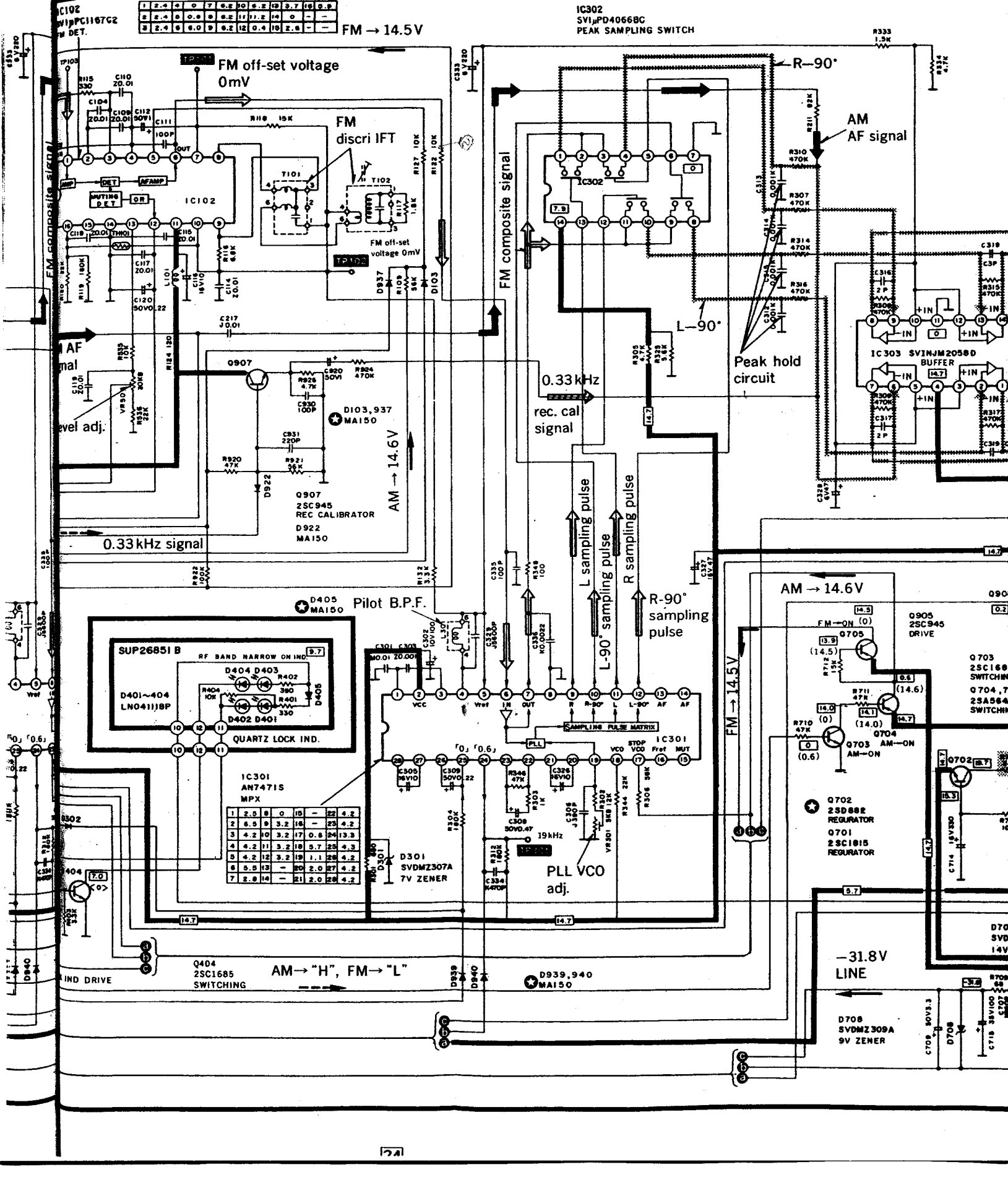
FM → 14.5V



1	2	3	4	5	6	7	8	9	10	11	12	13	14	15	16	17	18	19	20	21	22	23	24	25	
2	2	4	6	0	9	0	2	11	11	2	14	0	-	-	-	-	-	-	-	-	-	-	-	-	-
3	2	4	6	0	9	0	2	11	11	2	14	0	-	-	-	-	-	-	-	-	-	-	-	-	-

FM → 14.5V

IC302
SV1, PD4066BC
PEAK SAMPLING SWITCH



FM off-set voltage
0mV

AM → 14.6V

AM → 14.6V

FM → 14.5V

-31.8V
LINE

SUP26851 B
RF BAND NARROW ON IND. 9.7

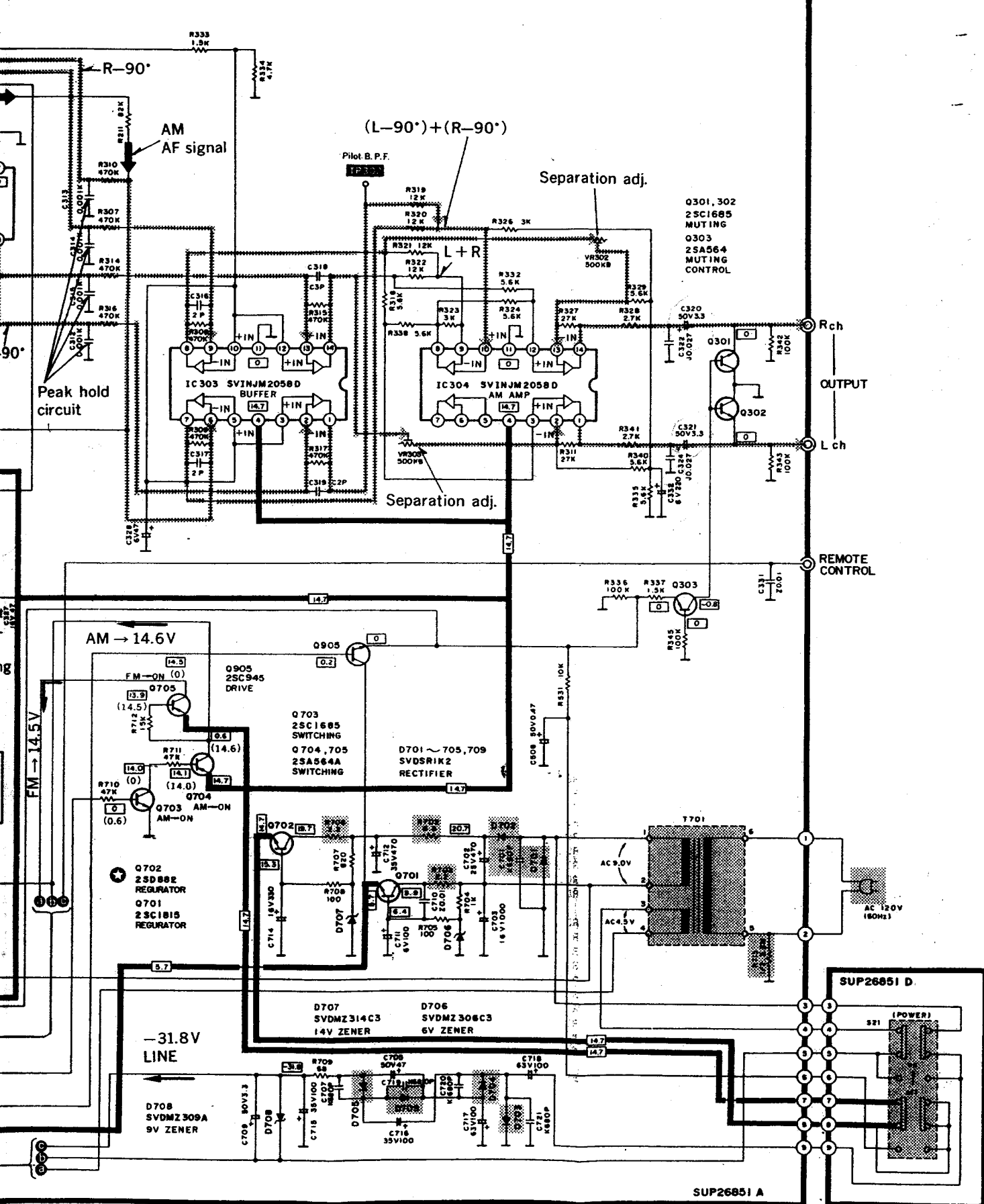
D401~D404
LN0411BP

QUARTZ LOCK IND.

IC301
AN74715
MPX

1	2	3	4	5	6	7	8	9	10	11	12	13	14	15	16	17	18	19	20	21	22	23	24	25					
2	5	9	3	2	16	-	23	4	2	10	3	2	17	0	8	24	13	3	4	2	12	3	2	19	1	1	26	4	3
5	4	2	12	3	2	19	1	1	26	4	2	19	1	1	26	4	2	19	1	1	26	4	2	19	1	1	26	4	2
7	2	9	14	-	21	2	0	28	4	2																			

AM → "H", FM → "L"



time with

* The part in the s No. with ferent f when pl the part

Note 1

- S1 ~ S
- S9
- S10
- S11
- S12
- S13
- S14
- S15
- S16
- S17
- S19
- S20
- S21
- Indicat the uni (high-in Theref values, DC circ * Figur signal * Figur stere * Figur signal * Figur super * Figur norm * Figur narro
-

The